

# Citia® Stair Lifts

Available in both A/C and BOS  
(battery operated) systems

Celebrating 60 years of helping people.




**ThyssenKrupp Access**  
Accessibility Division



ThyssenKrupp

## Citia Features

Designed for comfort and safety.  
Built to last.



1. **Citia:** A/C or battery operated (BOS) track and drive system for straight-run stair lifts.
2. **Obstruction sensor:** lift detects something in its path and automatically stops so you can remove it.
3. **Compact design:** footrest folds up when unit is not in use.
- 4a. **BOS Track:** easy care, fully enclosed structure with integrated charge stations and mounting covers.
- 4b. **A/C Track:** easy care, partially enclosed structure with mounting covers.
5. **Swivel seat:** lever release allows seat to swivel and lock at 70° and 90° at both levels thus allowing rider to safely exit.
- 6a. **Controls:** constant pressure handheld pendant control with wireless call/sends. Now includes pendant holster attached to seat (see picture on cover).
- 6b. **Star seat controls:** constant pressure in-arm toggle with wireless call/sends.



**Caution: Stair lift will cause convenience.**

ThyssenKrupp Access' exemplary history of innovation continues with the launch of the Citia stair lift. Two years in development, the Citia encapsulates 60 years of experience into an evolutionary new design offering you a truly refreshing stair lift for your home.

### Flexibility built into the design.

The Citia is the only stair lift on the market that offers a choice of two drive systems and six interchangeable seats. Choose the drive system: A/C or battery operated (BOS). Choose the seat. Simply select the Citia model that best suits your needs, budget and lifestyle.

### Easy care and whisper quiet operation.

You'll appreciate the Citia's quiet motor, its smooth onset of movement and fluid finish. The track has a narrow, low profile and is easy to keep clean. The Citia is designed for straight staircases.

### Why a stair lift?

The better question is why not a stair lift? The stair lift is a home appliance that adds safety, peace of mind, increased self-reliance and convenience. It is the easiest way to go up and down stairs and requires no structural changes to your home to install.

A/C or BOS drive systems.

### Citia Stair Lift Features (by chair)

	Standard, StandardPlus	Select	Excel	Silver	Star
<b>Stair shape</b>	Straight				
<b>Lifting capacity</b>	300 lbs. (136 kg)			375 lbs. (170 kg)	300 lbs. (136 kg)
<b>Speed</b>	19 fpm (.10 ms)				
<b>Travel</b>	32' max. (9.75m) (track length)				
<b>Incline limits</b>	25° to 45°				
<b>Drive System</b>	Rack and pinion				
<b>Brake</b>	Self-locking worm gear				
<b>Motor</b>	.5 hp, 24 VDC with self-locking drive system, reversible				
<b>Power Supply</b>	115 VAC, 60 Hz, 3-wire grounded outlet				
<b>Control System</b>	<ul style="list-style-type: none"> <li>– <b>Option 1)</b> A/C with SoftStart/SoftStop control board with diagnostic LED's</li> <li>– <b>Option 2)</b> Battery Operated System (BOS) with SoftStart/SoftStop control board with diagnostic LED's with two 12-volt maintenance free batteries. Integrated charge stations at top and bottom, charge fault alarm, low battery indication through audible alarm, reduced speed and LED indication</li> </ul>				
<b>Controls</b>	Constant pressure handheld pendant control (with pendant holster) and 2 wireless remote controls (infra-red).			Constant pressure in-arm toggle control and two wireless remote controls (infra-red)	
<b>Unit depth</b>	14½" folded, 25¼" unfolded				
<b>Seat and footrest height</b>	Seat height is infinitely adjustable within a 3" range. See illustration and chart on back for specific dimensions.				
<b>Track</b>	5½" wide extruded aluminum with natural aluminum finish				
<b>Track Length</b>	16' stock or custom cut				
<b>Safety Devices</b>	Footrest obstruction sensor, swivel seat cut-off switch, final limits, seat belt				
<b>Listing</b>	ETL and cETL Listed				
<b>Warranty</b>	Five years on drive train and two years on all component parts				

Specifications and/or colors subject to change without notice.

## Seating choices

Six interchangeable seating options are available on the Citia stair lift. Choose the seat that best meets your needs.



### Citia Star




- 300 lb. lifting capacity
- Contoured seat back
- Folding seat bottom with 18" wide seat
- Independently folding arms
- Controls wired into arm rests
- Folding footrest
- Upholstery:

-  Barley vinyl
-  Dove gray vinyl
-  Seaweed vinyl
-  Cinnamon vinyl
-  Bordeaux vinyl
-  Walnut fabric
-  Slate blue fabric
-  Graphite fabric
-  Laguna fabric



### Citia Silver

- 375 lb. lifting capacity
- Contoured seat back
- Folding seat bottom with 21" wide seat
- Fixed, straight arm rests
- Folding footrest
- Upholstery:

-  Taupe vinyl
-  Misty gray vinyl
-  Oatmeal herringbone fabric



## Citia Excel

- 300 lb. lifting capacity
- Contoured seat back
- Folding seat bottom with 18" wide seat
- Independently folding arms
- Folding footrest
- Upholstery:



*Taupe vinyl*



*Misty gray vinyl*



*Oatmeal herringbone fabric*



## Citia StandardPlus

- 300 lb. lifting capacity
- Curved seat back
- Fixed seat bottom with 18<sup>3</sup>/<sub>4</sub>" wide seat
- Fixed arm rests
- Folding footrest
- Upholstery:



*Tan vinyl*



*Desert sand fabric*



## Citia Select

- 300 lb. lifting capacity
- Curved seat back
- Folding seat bottom with 18" wide seat
- Fixed, straight arm rests
- Folding footrest
- Upholstery:



*Tan vinyl*



*Desert sand fabric*



## Citia Standard

- 300 lb. lifting capacity
- High impact polymer seat back
- Fixed seat bottom with 18<sup>3</sup>/<sub>4</sub>" wide seat
- Fixed arm rests
- Folding footrest
- Unupholstered

## Citia Shuttle

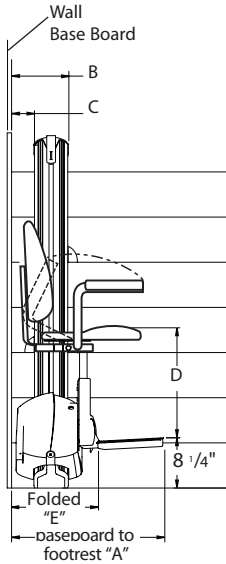
No more juggling two pairs of shoes, four books and the laundry, up the stairs. Place the whole load into the Citia Shuttle and send it up. Wooden box is designed to carry up to 50 lbs and hooks directly onto your Citia stair lift. Choice of cherry or unfinished.



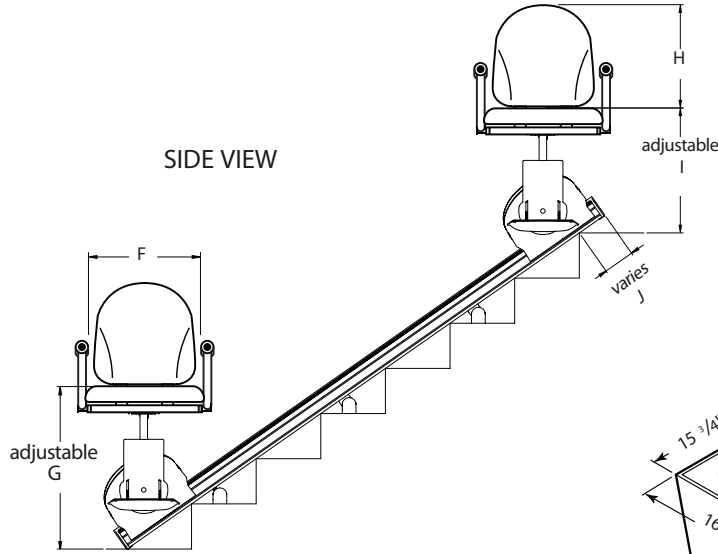
*(Shuttle available for Citia Silver, Citia Excel, Citia Star and Citia Select seats.)*

# Dimensions

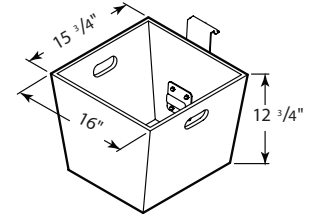
## END VIEW



## SIDE VIEW



Citia Excel shown in illustration.



Citia Shuttle

(fits on the following seats:  
Citia Silver, Citia Excel, Citia Star  
and Citia Select)

	Standard & StandardPlus	Select	Excel	Silver	Star
A	25 1/4"	25 1/4"	25 1/4"	30 3/4"	25 1/4"
B	8 3/4"	8 3/4"	8 3/4"	12"	8 3/4"
C	3 1/4"	3 1/4"	3 1/4"	6 1/4"	3 1/4"
D	14 1/4-17 1/4"	15 3/4-18 3/4"	15 1/2-18 1/2"	15 1/2-18 1/2"	15 3/4-18 3/4"
E	15 1/4"	15 1/4"	15 1/4"	20 3/4"	15 1/4"
F	18 1/4"	18"	18"	21"	18"
G	23-26"	24-27"	23 3/4-26 3/4"	23 1/2-26 1/2"	24-27"
H	15"	18"	17"	15"	18"
I	15 1/2-18 1/2"	17 1/2-20 1/2"	17 1/2-20 1/2"	17-20"	17 1/2-20 1/2"
J	5/8" (min.)	5/8" (min.)	5/8" (min.)	1 1/2" (min.)	5/8" (min.)

Specifications and/or colors subject to change without notice.

Visit our web site at [www.tkaccess.com](http://www.tkaccess.com) for more information including complete specifications and typical drawings.

Manufactured in USA since 1947.



13M0108-PM173revG